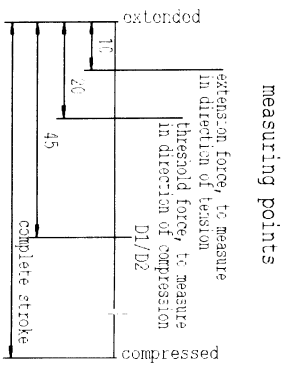


Ident. Doc.:  
Adjustment of the values after statistic review of the first production possible

Dampfer-force test standard: Linear test		test temperature: 20° ±2° C	
nom. test range	327 - 237	mm	
tension force F <sub>T</sub>	V = 90 $\frac{mm}{s}$ ±10%	1780 ±360	N
compression force F <sub>C</sub>	V = 90 $\frac{mm}{s}$ ±10%	490 ±90	N
extension force		100 ±25	N
threshold force K <sub>A</sub>	V = 12,5 - 2,5 $\frac{mm}{s}$	220 ±50	N



1	1	1
2	2	2
3	3	3
1	1	1
2	2	2
3	3	3

DAMPFER  
01 13 0822 10 110 DAMM

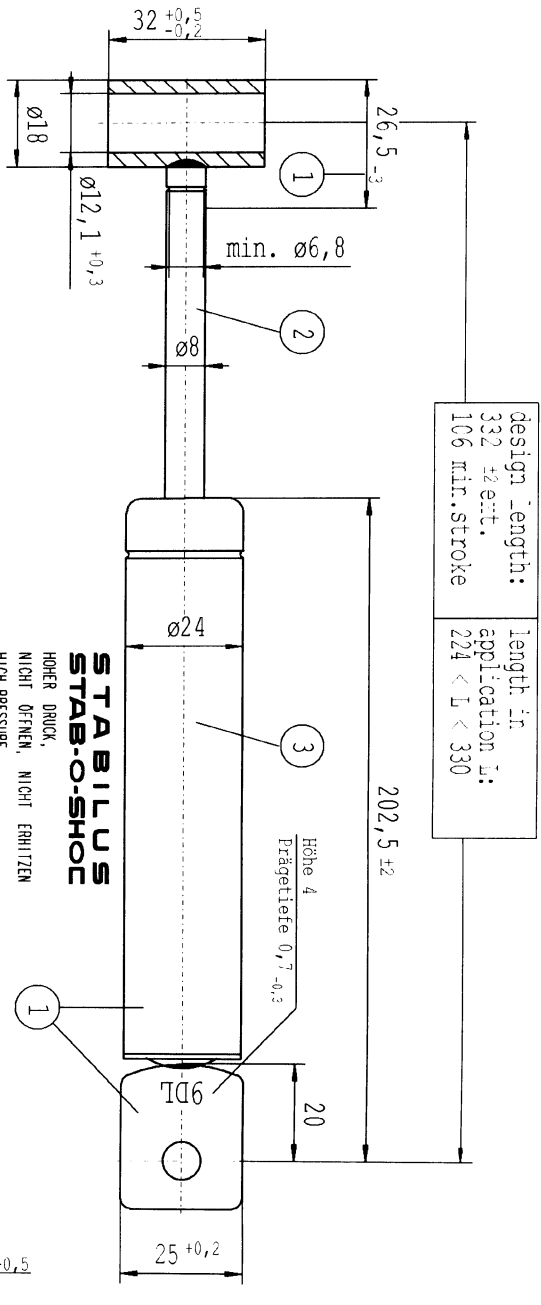
DE: X	EN: X	ES: -	FR: -	IT: -	PR: -	FR: -	RO: -
new	INITIAL RELEASE						
old							
date/name	12.04.06 Bo.	01.07.2010 K.MARK					
Eng. No.	550139	581202					
Rev.	1	1					

Dimensions without tolerances in mm

STABILUS

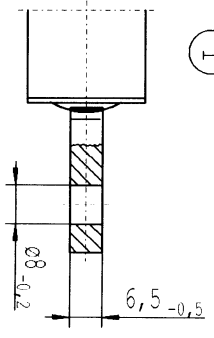
10007755

1859DL



**STABILUS**  
**STAB-O-SHOE**

HOHER DRUCK,  
NICHT ÖFFNEN, NICHT ERHITZEN  
HIGH PRESSURE,  
DO NOT OPEN, DO NOT HEAT  
STABILUS STANDARD



All rights to this document, its content and its reproduction are reserved. Any use of this document is not permitted without the written consent of STABILUS.

Drawing not true to scale

Application temperature: -30°C to +60°C

Damper must not be compressed below 222 mm

Do not use damper as an end stop

Protect piston rod from dirt, paint and damage

Mounting instructions acc. to STAB-Spec. 10005593

No alignment of endfittings

Disposal acc. to STAB-Spec. 10003375

Design note:  
Damper design according to STAB-Spec. 10006107 (per information of overrun brake manufacturer)  
Additional loads are to be avoided  
For dynamically high stressed surge brake dampers, it is recommended to switch to the next bigger damper with an OD of 29mm. This requires an appropriate installation space.

Contents corresponds to the German version.