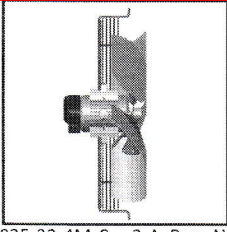




AV-035-32-4M-X- -2-A Pag. AV-D-1



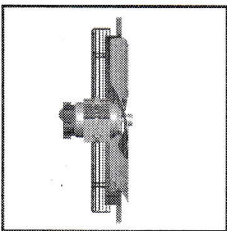
AV-035-32-4M-C- -2-A Pag. AV-D-1




AV-035-32-4M-R- -2-A Pag. AV-D-1



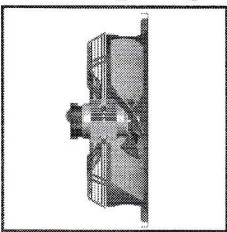
AV-035-32-4M-A- -2-A Pag. AV-D-1



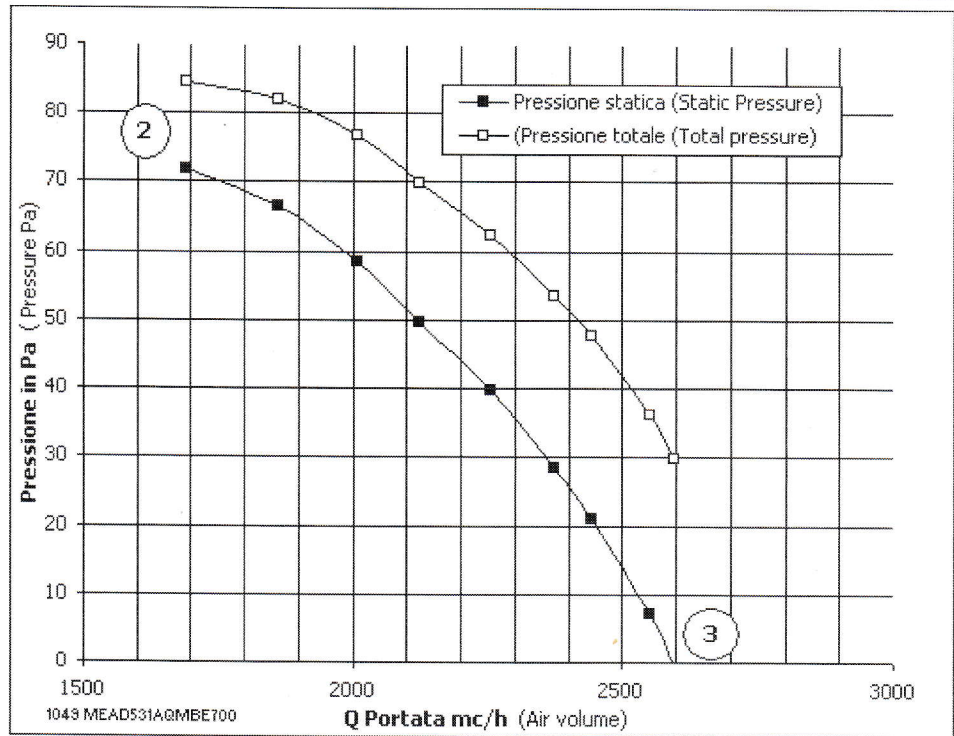
AV-035-32-4M-P- -2-A Pag. AV-D-1



AV-035-32-4M-H- -2-P Pag. AV-D-1



AV-035-32-4M-Q- -2-A Pag. AV-D-1



$$P_d = 5,0 \cdot 10^{-5} \cdot Q^2$$

Prove aeruliche eseguite secondo norme AMCA 210-85 standard ISO 5801:1997.

Misurazioni effettuate utilizzando un convogliatore basso e griglia di protezione lato pressione.

Performance data are obtained in compliance with the internationally recognized AMCA 210-85 standards and ISO 5801:1997

Measured in short bell mouth with guard grill on the pressure side

Punti Grafico	Volt [V]	I [A]	P. Ass. [W]	N. [rpm]	LWA Db
2	230	1,00	157	1369	62
3		0,96	143	1397	68

	P. Ass. [W]	N. [rpm]	I Ass. [A]	Temp. ambiente [C°]
1~	157	1369	1	70

1 ~ 230V + 10% 50 Hz C16µF IP55

La società VIP si riserva, se necessario, di modificare i dati indicati senza preavviso.

Vip reserves the right to modify these data without notice.