

Adaptors and Manifolds



PARKER LEGRIS Industrial Connector Systems

Products are available from

MARYLAND METRICS

P.O. Box 261 Owings Mills, MD 21117 USA email: sales@mdmetric.com

ph: (410)358-3130 (800)638-1830 fx: (410)358-3142 (800)872-9329

web: http://mdmetric.com RFQ form: http://mdmetric.com/rfq.htm

How to order: Please preface each PARKER LEGRIS Catalog part number with 'R053-' Example: R053-3175 04 10



A Complete Range of Adaptors

Brass Adaptors

- 0143** BSPP Page 9-7 
- 0144** BSPT/BSPP Page 9-7 
- 0152** BSPT Page 9-7 
- 0145** BSPP Page 9-7 
- 0158** BSPT/BSPP Page 9-7 
- 0117** BSPP Page 9-8 
- 0155** BSPP Page 9-8 
- 0164** NPT/BSPP Page 9-8 
- 0167** BSPT/NPT Page 9-8 
- 0168** BSPP Page 9-9 
- 0163** BSPT/BSPP Page 9-9 
- 0169** BSPP Page 9-9 

- 0121** NPT/BSPT Page 9-9 
- 0121** BSPT Page 9-9 
- 0929** BSPT Page 9-10 
- 0123** BSPT Page 9-10 
- 0136** BSPT Page 9-11 

Nickel-Plated Brass Adaptors

- 0912** BSPP/Metric Page 9-11 
- 0921** Metric Page 9-11 
- 0913** BSPT/BSPP Page 9-11 
- 0922** Metric Page 9-11 
- 0914** BSPT Page 9-11 
- 0910** BSPP Page 9-12 
- 0911** BSPT/BSPP Page 9-12 
- 0915** BSPP/Metric Page 9-12 
- 0923** Metric Page 9-12 
- 0916** BSPT/BSPP Page 9-12 
- 0924** Metric Page 9-13 
- 0917** BSPT/BSPP Page 9-14 

- 0927** BSPT Page 9-13 
- 0928** BSPT/BSPP Page 9-13 
- 0932** BSPT/BSPP Page 9-13 
- 0908** BSPP Page 9-14 
- 0909** BSPT/BSPP Page 9-14 
- 0903** BSPP Page 9-14 
- 0904** BSPT/BSPP Page 9-14 
- 0905** BSPP/Metric Page 9-14 
- 0906** BSPP/Metric Page 9-15 
- 0907** BSPP Page 9-15 
- 0920** BSPP/Metric Page 9-15 
- 0900** BSPT Page 9-17 

- 0901** BSPP/Metric Page 9-16 
- 0192** BSPT/BSPP Page 9-16 
- 0902** BSPP/Metric Page 9-16 
- 0191** BSPP Page 9-16 
- 0931** BSPP Page 9-17 

Stainless Steel Adaptors

- 1844** BSPT/BSPP Page 9-18 
- 1843** BSPP Page 9-18 
- 1845** BSPP Page 9-18 
- 1817** BSPP Page 9-18 
- 1871** NPT Page 9-18 
- 1855** BSPP Page 9-19 
- 1870** NPT Page 9-19 
- 1862** BSPP Page 9-19 
- 1864** NPT/BSPP Page 9-19 
- 1867** BSPT/NPT Page 9-19 
- 1863** BSPT/BSPP Page 9-20 
- 1872** NPT Page 9-20 

- 1861** BSPT/BSPP Page 9-20 
- 1873** NPT Page 9-20 
- 1821** BSPT Page 9-20 
- 1821** NPT Page 9-21 
- 1823** BSPT Page 9-21 
- 1823** NPT Page 9-21 

A Complete Range of Manifolds, Plugs and Accessories

Brass and Aluminium Manifolds

0135 BSPP brass Page 9-22	3310 Push-In Page 9-23	3311 BSPP/Metric Page 9-23	3312 BSPP/Metric Page 9-23	3313 BSPP Page 9-23	3301 Modular Page 9-24	3302 Single, double and triple Page 9-24	3303 Elbow Page 9-25	3303 Plug Page 9-25
								

Brass Plugs

0205 BSPT Page 9-26	0205 NPT Page 9-26	0209 BSPT Page 9-26	0220 BSPP/Metric Page 9-26	0200 BSPP/Metric Page 9-26	0201 BSPP/Metric Page 9-27	0202 Metric Page 9-27
						

Nickel-Plated Brass Hollow Hex Plug

0919
BSPP/Metric
Page 9-28



Steel Plugs

0206 BSPT Page 9-29	0206 NPT Page 9-29	0210 BSPP/Metric Page 9-29	0216 BSPT Page 9-29	0216 NPT Page 9-29
				

Stainless Steel Plugs

0285 BSPT Page 9-30	0285 NPT Page 9-30
	

Sealing Accessories

0138 Page 9-31	0137 Page 9-31	0605 Page 9-32	0602 Page 9-32	0139 Page 9-32
				

Tube Supports

0127 Brass Page 9-33	1827 Stainless Steel Page 9-33
	

Adaptors, Plugs and Manifolds

Parker Legris offers a **wide range of adaptors and manifolds** compatible with the various Parker Legris fitting systems. This range of products provides the user with a **complete solution** covering numerous applications, both in non-corrosive and corrosive environments.

Product Advantages

Large Range & Flexibility

A complete offer, from the simple adaptor to a modular manifold solution

Large selection of materials for excellent chemical compatibility: brass, steel, stainless steel, aluminium

Surface treatment for increased corrosion resistance: nickel-plated brass or anodised aluminium

Stainless steel for corrosive environments

BSPP, BSPT, NPT and metric threads

Performance

Robust design

Suitable for low to high pressure, depending on configuration and material

Forged shapes for mechanical strength



Packaging
Robotics
Textile
Pneumatics
Automotive Process
Food Process


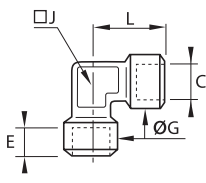

Applications

Technical Characteristics


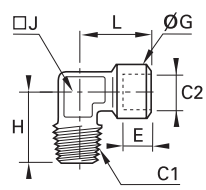

Products	Adaptors and Plugs				Manifolds
Component Materials	Brass	Nickel-plated brass	Stainless steel 316L	Steel	Anodised aluminium
Working Pressure	1/8" to 1/2": 200 bar 3/4" and 1": 150 bar 1 1/4" to 2": 100 bar, without sealing washer	60 bar	1/8" to 1/2": 200 bar 3/4" and 1": 150 bar 1 1/4" to 2": 100 bar, without sealing washer	1/8" to 1/2": 200 bar 3/4" and 1": 150 bar 1 1/4" to 2": 100 bar, without sealing washer	20 bar
Working Temperature	-40°C to +150°C without sealing washer -20°C to +80°C with sealing washer	-10°C to +80°C	-20°C to +180°C	-10°C to +80°C	-10°C to +80°C

Brass Adaptors


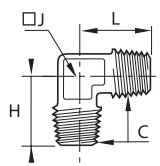

0143 Equal Threaded Elbow, Female BSPP Thread

		C		E	G	J	L	kg
		G1/8	0143 10 10	7.5	16.5	12	22.5	0.044
		G1/4	0143 13 13	11	18.5	15	26.5	0.055
		G3/8	0143 17 17	11.5	23.5	19	31.5	0.100
		G1/2	0143 21 21	15	28	23	34.5	0.150
		G3/4	0143 27 27	16.5	34	27	43.5	0.242


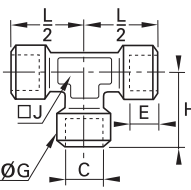

0144 Equal Stud Elbow, Male BSPT/Female BSPP Thread

		C1	C2		E	G	H	J	L	kg
		R1/8	G1/8	0144 10 10	7.5	16.5	23	12	22.5	0.036
		R1/4	G1/4	0144 13 13	11	18.5	26	15	26.5	0.054
		R3/8	G3/8	0144 17 17	11.5	23.5	30	19	31.5	0.088
		R1/2	G1/2	0144 21 21	15	28	35	23	34.5	0.140
		R3/4	G3/4	0144 27 27	16.5	34	40	27	43.5	0.228


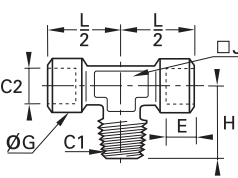

0152 Equal Elbow, Male BSPT Thread

		C		H	J	L	kg
		R1/8	0152 10 10	19.5	10	19.5	0.017
		R1/4	0152 13 13	25	15	25	0.045
		R3/8	0152 17 17	26.5	15	26.5	0.055
		R1/2	0152 21 21	31.5	19	31.5	0.088
		R3/4	0152 27 27	35.5	23	35.5	0.153

0145 Equal Tee, Female BSPP Thread


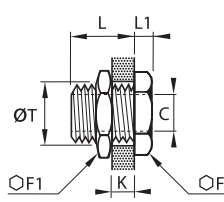

		C		E	G	H	J	L/2	kg
		G1/8	0145 10 10	7.5	16.5	22.5	12	22.5	0.056
		G1/4	0145 13 13	11	18.5	26.5	15	26.5	0.083
		G3/8	0145 17 17	11.5	23.5	31	19	31	0.131
		G1/2	0145 21 21	15	28	38	23	38	0.242
		G3/4	0145 27 27	16.5	34	47.5	27	47.5	0.378

0158 Stud Branch Tee, Male BSPT/Female BSPP Thread


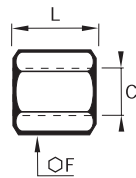

		C1	C2		E	G	H	J	L/2	kg
		R1/8	G1/8	0158 10 10	7.5	16.5	21.5	12	21.5	0.046
		R1/4	G1/4	0158 13 13	11	18.5	26	15	26	0.074
		R3/8	G3/8	0158 17 17	11.5	23.5	30	19	30	0.120
		R1/2	G1/2	0158 21 21	15	28	36	23	36	0.205
		R3/4	G3/4	0158 27 27	16.5	34	44	27	44	0.310

Brass Adaptors


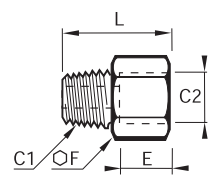

0117 Equal Bulkhead Coupling, Female BSPP and Metric Thread

	Brass 	C		F	F1	K_{max}	L	L1	ØT	kg
		M5x0.8	0117 00 19	14	14	7	10.5	3.5	10.5	0.012
		G1/8	0117 00 10	19	22	9	14	4	16.5	0.033
		G1/4	0117 00 13	24	27	15	21	4	20.5	0.057
		G3/8	0117 00 17	30	32	14	21	5	26.5	0.096
		G1/2	0117 00 21	32	36	20	27	6	28.5	0.116
		G3/4	0117 00 27	41	41	22.5	30	6	34.5	0.161
		G1	0117 00 34	46	50	24.5	34	8	42.5	0.266
		G1 1/4	0117 00 42	55	55	29.5	39	8	49.5	0.299
		G1 1/2	0117 00 49	60	60	29.5	39	8	54.5	0.303


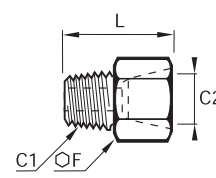

0155 Equal Connector, Female BSPP Thread

	Brass 	C		F	L	kg
		G1/8	0155 10 10	14	17	0.014
		G1/4	0155 13 13	17	24	0.026
		G3/8	0155 17 17	22	25	0.046
		G1/2	0155 21 21	27	32	0.084
		G3/4	0155 27 27	32	35	0.109


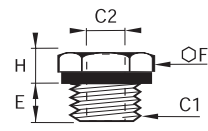

0164 Adaptor, Male NPT/Female BSPP Thread

	Brass 	C1	C2		E	F	L	kg
		NPT1/8	G1/8	0164 11 10	7.5	14	20	0.015
		NPT1/4	G1/4	0164 14 13	11	17	27.5	0.028
		NPT3/8	G3/8	0164 18 17	11.5	22	28.5	0.044
		NPT1/2	G1/2	0164 22 21	15	27	36.5	0.082
		NPT3/4	G3/4	0164 28 27	16.5	32	38.5	0.110

0167 Adaptor, Male BSPT/Female NPT Thread

	Brass 	C1	C2		F	L	kg
		R1/8	NPT1/8	0167 10 11	14	21	0.016
		R1/4	NPT1/4	0167 13 14	17	28.5	0.029
		R3/8	NPT3/8	0167 17 18	22	29.5	0.047
		R1/2	NPT1/2	0167 21 22	27	37.5	0.088
		R3/4	NPT3/4	0167 27 28	32	39.5	0.120


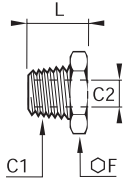

0168 Reducer, Male BSPP/Female BSPP and Metric Thread

	Brass, technical polymer 	C1	C2		E	F	H	kg
		G1/8	M5x0.8	0168 10 19	7	14	6	0.009
		G1/4	M5x0.8	0168 13 19	7	17	7	0.017
			G1/8	0168 13 10	7	17	7	0.011
		G3/8	G1/8	0168 17 10	9	19	6	0.019
			G1/4	0168 17 13	9	19	6	0.013
		G1/2	G1/8	0168 21 10	11	24	10	0.050
			G1/4	0168 21 13	11	24	10	0.041
			G3/8	0168 21 17	11	24	10	0.029
		G3/4	G1/4	0168 27 13	11	32	12	0.098
			G3/8	0168 27 17	11	32	12	0.083
			G1/2	0168 27 21	11	32	12	0.063


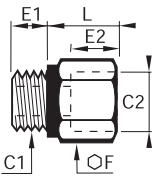

With fitted captive seal

Brass Adaptors

0163 Unequal Reducer, Male BSPT/Female BSPP Thread


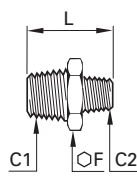

	Brass		C1	C2		F	L	kg
			R1/4	G1/8	0163 13 10	14	16	0.009
			G1/8	0163 17 10	17	16.5	0.020	
			G1/4	0163 17 13	17	16.5	0.012	
			G1/8	0163 21 10	22	21	0.048	
			G1/4	0163 21 13	22	21	0.038	
			G3/8	0163 21 17	22	21	0.024	
			G1/4	0163 27 13	27	24	0.084	
			G3/8	0163 27 17	27	24	0.069	
			G1/2	0163 27 21	27	24	0.046	

0169 Increaser, Male/Female BSPP Thread


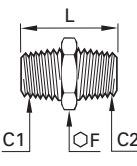

	Brass, technical polymer		C1	C2		E1	E2	F	L	kg
			G1/8	G1/4	0169 10 13	5	11	17	16	0.019
			G3/8	0169 10 17	5	14	22	19.5	0.039	
			G3/8	0169 13 17	7	14	22	19.5	0.041	
			G1/2	0169 13 21	7	14.5	27	20.5	0.062	
			G1/2	0169 17 21	8	14.5	27	20.5	0.062	
			G3/4	0169 17 27	8	15.5	32	22	0.082	
			G1/2	0169 21 27	9.5	15.5	32	22.5	0.087	

With fitted captive seal

0121 Straight Male Adaptor, Male BSPT Thread


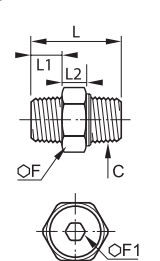

	Brass		C1	C2		F	L	kg
			R1/8	R1/8	0121 10 10	11	19	0.009
			R1/8	0121 13 10	14	23.5	0.017	
			R1/4	0121 13 13	14	27	0.020	
			R1/8	0121 17 10	17	24	0.021	
			R1/4	0121 17 13	17	27.5	0.025	
			R3/8	0121 17 17	17	28	0.026	
			R1/8	0121 21 10	22	28.5	0.042	
			R1/4	0121 21 13	22	32	0.045	
			R3/8	0121 21 17	22	32.5	0.045	
			R1/2	0121 21 21	22	36	0.052	
			R1/4	0121 27 13	27	35	0.078	
			R3/8	0121 27 17	27	35.5	0.078	
			R1/2	0121 27 21	27	39	0.085	
			R3/4	0121 27 27	27	40	0.091	
			R3/8	0121 34 17	36	38.5	0.127	
			R1/2	0121 34 21	36	42	0.134	
			R3/4	0121 34 27	36	43	0.143	
			R1	0121 34 34	36	46	0.154	
			R1/2	0121 42 21	46	46.5	0.220	
			R3/4	0121 42 27	46	47.5	0.224	
			R1	0121 42 34	46	50.5	0.239	
			R1 1/4	0121 42 42	46	53	0.230	

0121 Equal Adaptor, Male NPT/BSPT Thread

	Brass		C1	C2		F	L	kg
			NPT1/8	R1/8	0121 11 10	11	19	0.009
			NPT1/4	R1/4	0121 14 13	14	27	0.021
			NPT3/8	R3/8	0121 18 17	17	28	0.026
			NPT1/2	R1/2	0121 22 21	22	36	0.052
			NPT3/4	R3/4	0121 28 27	27	40	0.090


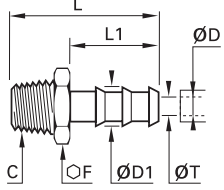

Brass Adaptors

0929 Equal 3-Piece Adaptor, Male BSPT Thread


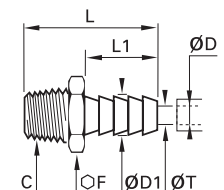

	Brass, NBR 	C		F	F1	L	L1	L2	kg
		R1/8	0929 01 10	15	5	27	9	8.5	0.017
		R1/4	0929 01 13	19	6	33.5	11.5	9.5	0.035
		R3/8	0929 01 17	22	8	36.5	13	10	0.054
		R1/2	0929 01 21	27	12	45	15.5	12	0.088

This connection accessory makes assembly much easier thanks to its 3-piece design.
 To join 2 threaded components, simply push together and tighten the sleeve nut, thus reducing installation time.
 Maximum working pressure: 50 bar
 Working temperature: -10° to +80°C
 Supplied with seal

0123 Tailpiece Adaptor for Rubber Hose, Male BSPT Thread


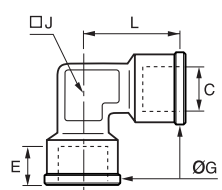

	Brass 	ØD	ØD1	C		F	L	L1	ØT	kg
		4	6	R1/8	0123 04 10	10	34	22.5	3.3	0.008
		6	8	R1/8	0123 06 10	10	34	22.5	5	0.009
		7	9	R1/8	0123 07 10	10	34	22.5	5	0.009
			9	R1/4	0123 07 13	14	38.5	22.5	6	0.018
		10	9	R3/8	0123 07 17	17	39	22.5	6	0.023
			12.2	R1/8	0123 10 10	13	34	22.5	5	0.014
			12.2	R1/4	0123 10 13	14	38.5	22.5	7	0.020
		12	12.2	R3/8	0123 10 17	17	39	22.5	9.5	0.023
			14	R3/8	0123 12 17	17	46	29.5	11	0.026
			15	R1/4	0123 13 13	17	45.5	29.5	7	0.026
		13	15	R3/8	0123 13 17	17	46	29.5	11	0.027
			15	R1/2	0123 13 21	22	50.5	29.5	12	0.045
		16	18.5	R3/8	0123 16 17	19	54.5	38	11	0.040
			18.5	R1/2	0123 16 21	22	59	38	14	0.054
			18.5	R3/4	0123 16 27	27	62	38	15	0.084
		19	21.5	R3/8	0123 19 17	22	54.5	38	11	0.046
			21.5	R1/2	0123 19 21	22	59	38	14	0.056
			21.5	R3/4	0123 19 27	27	62	38	18	0.082
		25	26.7	R3/4	0123 25 27	27	62	38	18	0.079
			27	R1	0123 25 34	36	65	38	24	0.124
		32	34.5	R1	0123 32 34	36	70	43	24	0.141

0136 Tailpiece Adaptor for Flexible Tubing, Male BSPT Thread


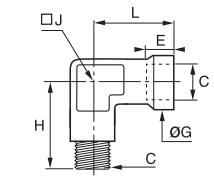

	Brass 	ØD	ØD1	C		F	L	L1	ØT	kg
		4	4.3	R1/8	0136 06 10	10	26.5	15	2	0.007
			4.3	R1/4	0136 06 13	14	31	15	2	0.015
			4.3	R3/8	0136 06 17	17	31.5	15	2	0.020
		6	6.4	R1/8	0136 08 10	10	26.5	15	4	0.007
			6.4	R1/4	0136 08 13	14	31	15	4	0.015
		8	6.4	R3/8	0136 08 17	17	31.5	15	4	0.020
			8.4	R1/4	0136 10 13	14	31	15	6	0.016
			8.4	R3/8	0136 10 17	17	31.5	15	6	0.020
		10	8.4	R1/2	0136 10 21	22	36	15	6	0.039
			10.7	R1/4	0136 12 13	14	36	20	7	0.018
			10.7	R3/8	0136 12 17	17	36.5	20	8	0.023
			10.7	R1/2	0136 12 21	22	41	20	8	0.041
		12	12.7	R1/4	0136 14 13	14	36	20	7	0.019
			12.7	R3/8	0136 14 17	17	36.5	20	10	0.023
			12.7	R1/2	0136 14 21	22	41	20	10	0.040
			12.7	R3/4	0136 14 27	27	44	20	10	0.071
			13.7	R3/8	0136 16 17	17	36.5	20	11	0.023
		13	13.7	R1/2	0136 16 21	22	41	20	11	0.041
			13.7	R3/4	0136 16 27	27	44	20	11	0.070

Nickel-Plated Brass Adaptors


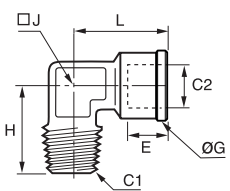

0912 Equal Stud Elbow, Female BSPP and Metric Thread

	Nickel-plated brass 	C		E	G	J	L	kg
		M5x0.8	0912 00 19	4	8	9	11	0.006
		G1/8	0912 00 10	8	13	10	18.5	0.015
		G1/4	0912 00 13	11	17	12	22.5	0.028
		G3/8	0912 00 17	11.5	21	15	25.5	0.043
		G1/2	0912 00 21	14	26	19	30	0.073
		G3/4	0912 00 27	16.5	32	22	35.5	0.143
		G1	0912 00 34	18	38.5	28	40.5	0.166


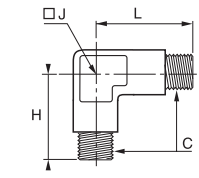

0921 Equal Stud Elbow, Male/Female and Metric Thread

	Nickel-plated brass 	C1	C2		E	G	H	J	L	kg
		M5x0.8	M5x0.8	0921 00 19	4	8	11	9	11	0.006


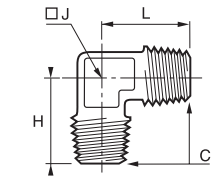

0913 Equal Stud Elbow, Male BSPT/ Female BSPP Thread

	Nickel-plated brass 	C1	C2		E	G	H	J	L	kg
		R1/8	G1/8	0913 00 10	8	13	17	10	18.5	0.012
		R1/4	G1/4	0913 00 13	11	17	22.5	12	22.5	0.026
		R3/8	G3/8	0913 00 17	11.5	21	25.5	15	25.5	0.038
		R1/2	G1/2	0913 00 21	14	26	30	19	30	0.064
		R3/4	G3/4	0913 00 27	16.5	32	34.5	22	35.5	0.098
		R1	G1	0913 00 34	18	38.5	40.5	28	40.5	0.000

0922 Equal Stud Elbow, Male Metric Thread


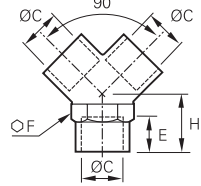

	Nickel-plated brass 	C		H	J	L	kg
		M5x0.8	0922 00 19	11	9	11	0.010

0914 Equal Stud Elbow, Male BSPT Thread


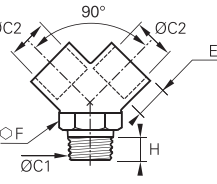

	Nickel-plated brass 	C		H	J	L	kg
		R1/8	0914 00 10	17	10	17	0.012
		R1/4	0914 00 13	22.5	12	22.5	0.027
		R3/8	0914 00 17	25.5	15	25.5	0.035
		R1/2	0914 00 21	30	19	30	0.056
		R3/4	0914 00 27	34.5	22	34.5	0.104
		R1	0914 00 34	40.5	28	40.5	0.156

Nickel-Plated Brass Adaptors


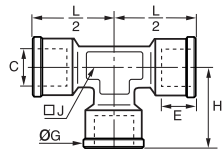

0910 Equal Y, Female BSPP Thread

	Nickel-plated brass 	C		E	F	H	kg
		G1/8	0910 00 10	8	13	12	0.018
		G1/4	0910 00 13	11	17	14	0.033
		G3/8	0910 00 17	11.5	20	16	0.045
		G1/2	0910 00 21	14	25	19	0.083


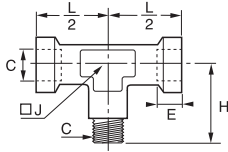

0911 Equal Y, Male BSPT/Female BSPP Thread

	Nickel-plated brass 	C1	C2		E	F	H	kg
		R1/8	G1/8	0911 00 10	8	13	12	0.022
		R1/4	G1/4	0911 00 13	11	17	14	0.038
		R3/8	G3/8	0911 00 17	11.5	20	16	0.050
		R1/2	G1/2	0911 00 21	14	25	19	0.103


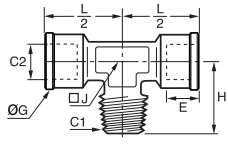

0915 Equal Tee, Female BSPP and Metric Thread

	Nickel-plated brass 	C		E	G	H	J	L/2	kg
		M5x0.8	0915 00 19	4	8	11	9	11	0.010
		G1/8	0915 00 10	8	13	18.5	10	18.5	0.021
		G1/4	0915 00 13	11	17	22.5	12	22.5	0.042
		G3/8	0915 00 17	11.5	21	25.5	15	25.5	0.062
		G1/2	0915 00 21	14	26	30	19	30	0.099
		G3/4	0915 00 27	16.5	32	35.5	22	35.5	0.143
		G1	0915 00 34	18	38.5	40	28	40	0.244

0923 Equal Stud Branch Tee, Female/Male Metric Thread


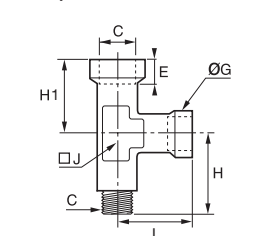

	Nickel-plated brass 	C1	C2		E	G	H	J	L/2	kg
		M5x0.8	M5x0.8	0923 00 19	4	8	11	9	11	0.009

0916 Equal Stud Branch Tee, Male BSPT/Female BSPP Thread


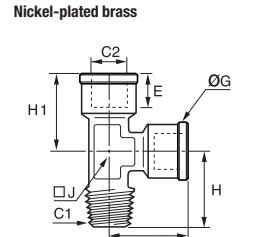

	Nickel-plated brass 	C1	C2		E	G	H	J	L/2	kg
		R1/8	G1/8	0916 00 10	8	13	17	10	18.5	0.019
		R1/4	G1/4	0916 00 13	11	17	23.5	13	22.5	0.038
		R3/8	G3/8	0916 00 17	11.5	21	25.5	15	25.5	0.076
		R1/2	G1/2	0916 00 21	14	26	30	19	30	0.091
		R3/4	G3/4	0916 00 27	16.5	32	34.5	22	35.5	0.140
		R1	G1	0916 00 34	18	38.5	40.5	28	40.5	0.237

Nickel-Plated Brass Adaptors


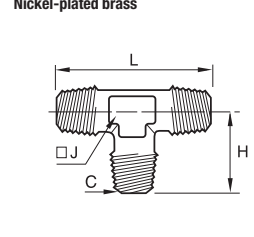

0924 Equal Stud Run Tee, Female/Male Metric Thread

	Nickel-plated brass		C1	C2		E	G	H	H1	J	L	kg
			M5x0.8	M5x0.8	0924 00 19	4	8	11	11	9	11	0.009


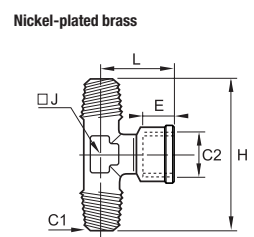

0917 Equal Stud Run Tee, Male BSPT/Female BSPP Thread

	Nickel-plated brass		C1	C2		E	G	H	H1	J	L	kg
			R1/8	G1/8	0917 00 10	8	13	17	18.5	10	18.5	0.025
			R1/4	G1/4	0917 00 13	11	17	22.5	22.5	12	22.5	0.038
			R3/8	G3/8	0917 00 17	11.5	21	25.5	25.5	15	25.5	0.058
			R1/2	G1/2	0917 00 21	14	26	30	30	19	30	0.090
			R3/4	G3/4	0917 00 27	16.5	32	34.5	35.5	22	35.5	0.177
			R1	G1	0917 00 34	18	38.5	40.5	40.5	28	40.5	0.219


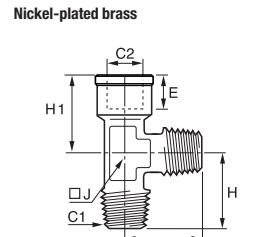

0927 Equal Tee, Male BSPT Thread

	Nickel-plated brass		C		H	J	L	kg
			R1/8	0927 00 10	17	10	34	0.018
			R1/4	0927 00 13	22.5	12	45	0.032
			R3/8	0927 00 17	25.5	15	51	0.056
			R1/2	0927 00 21	30	19	60	0.094
			R3/4	0927 00 27	34.5	22	69	0.133
			R1	0927 00 34	40.5	28	81	0.217

0928 Equal Stud Branch Tee, Male BSPT/Female BSPP Thread


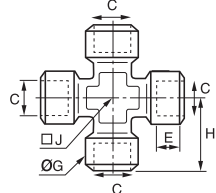

	Nickel-plated brass		C1	C2		E	H	J	L	kg
			R1/8	G1/8	0928 00 10	8	34	10	18.5	0.016
			R1/4	G1/4	0928 00 13	11	45	12	22.5	0.044
			R3/8	G3/8	0928 00 17	11.5	51	15	25.5	0.053
			R1/2	G1/2	0928 00 21	14	60	19	30	0.111
			R3/4	G3/4	0928 00 27	16.5	69	22	35.5	0.236
			R1	G1	0928 00 34	18	81	28	40.5	0.225

0932 Equal Stud Run Tee, Male BSPT/Female BSPP Thread


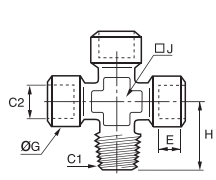

	Nickel-plated brass		C1	C2		E	H	H1	J	L	kg
			R1/8	G1/8	0932 00 10	8	17	18.5	10	17	0.016
			R1/4	G1/4	0932 00 13	11	22.5	22.5	12	22.5	0.035
			R3/8	G3/8	0932 00 17	11.5	25.5	25.5	15	25.5	0.055
			R1/2	G1/2	0932 00 21	14	30	30	19	30	0.091
			R3/4	G3/4	0932 00 27	16.5	34.5	35.5	22	34.5	0.080
			R1	G1	0932 00 34	18	40.5	40.5	28	40.5	0.226

Nickel-Plated Brass Adaptors


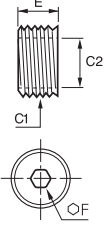

0908 Equal Cross, Female BSPP Thread

	Nickel-plated brass 	C		E	G	H	J	kg
		G1/8	0908 00 10	8	13	21	10	0.038
		G1/4	0908 00 13	11	17	25.5	13	0.073
		G3/8	0908 00 17	11.5	21	28	17	0.107
		G1/2	0908 00 21	14	26	33.5	21	0.189


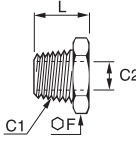

0909 Equal Cross, Male BSPT/Female BSPP Thread

	Nickel-plated brass 	C1	C2		E	G	H	J	kg
		R1/8	G1/8	0909 00 10	8	13	18.5	10	0.034
		R1/4	G1/4	0909 00 13	11	17	23.5	13	0.068
		R3/8	G3/8	0909 00 17	11.5	21	26	17	0.099
		R1/2	G1/2	0909 00 21	14	26	31	21	0.168


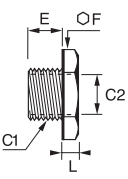

0903 Reducer, Male/Female BSPP Thread

	Nickel-plated brass 	C1	C2		E	F	kg
		G1/4	G1/8	0903 10 13	8	6	0.004
		G3/8	G1/4	0903 13 17	9	8	0.006
		G1/2	G3/8	0903 17 21	10	10	0.010
		G3/4	G1/2	0903 21 27	14	12	0.022
		G1	G3/4	0903 27 34	20	17	0.036

0904 Reducer, Male BSPT/Female BSPP Thread

	Nickel-plated brass 	C1	C2		F	L	kg
		R1/4	G1/8	0904 10 13	14	16	0.010
		R3/8	G1/8	0904 10 17	17	16.5	0.020
			G1/4	0904 13 17	17	16.5	0.015
		R1/2	G1/4	0904 13 21	22	19.5	0.032
			G3/8	0904 17 21	22	19.5	0.025
		R3/4	G3/8	0904 17 27	27	23.5	0.057
			G1/2	0904 21 27	27	23.5	0.044


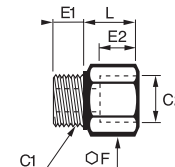

0905 Reducer, Male BSPP/Female BSPP and Metric Thread

	Nickel-plated brass 	C1	C2		E	F	L	kg
		G1/8	M5x0.8	0905 19 10*	6	14	4.5	0.008
		G1/4	G1/8	0905 10 13*	8	17	5	0.011
			G1/8	0905 10 17*	9	19	5	0.019
		G3/8	G1/4	0905 13 17	9	19	5	0.013
			G1/4	0905 13 21	10	24	5.5	0.032
		G1/2	G3/8	0905 17 21	10	24	5.5	0.022
			G3/8	0905 17 27	12	30	5.5	0.053
		G3/4	G1/2	0905 21 27*	12	30	5.5	0.041


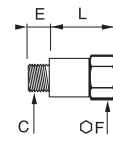

*Please contact us for detailed drawings of threads.

Nickel-Plated Brass Adaptors


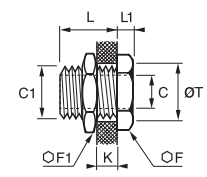

0906 Increaser, Male BSPP and Metric/Female BSPP Thread

		C1	C2		E1	E2	F	L	kg
		M5x0.8	G1/8	0906 10 19	4	8	14	10	0.009
			G1/8	0906 00 10	6	8	14	10	0.011
		G1/8	G1/4	0906 10 13	6	11	17	14	0.016
			G3/8	0906 10 17	6	11.5	22	14.5	0.029
		G1/4	G1/4	0906 00 13	8	11	17	14	0.020
			G3/8	0906 13 17	8	11.5	22	14.5	0.032
			G1/2	0906 13 21	8	15	27	18	0.037
		G3/8	G3/8	0906 00 17	9	11.5	22	14.5	0.034
			G1/2	0906 17 21	9	14	27	18	0.038
		G1/2	G1/2	0906 00 21	10	14	27	18	0.054


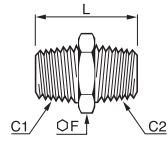

0907 Equal Extended Adaptor, Male/Female BSPP Thread

		C		E	F	L	kg
		G1/8	0907 00 10	6	14	16	0.015
			0907 00 10 01	6	14	36	0.029
		G1/4	0907 00 13	8	17	26	0.032
			0907 00 13 01	8	17	43	0.046

0920 Bulkhead Connector, Female BSPP and Metric Thread



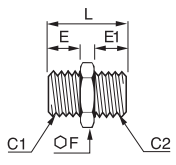
		C	C1		F	F1	K_{max}	L	L1	ØT	kg
		M5x0.8	M10x1	0920 00 19	14	14	7	10.5	3.5	10.5	0.012
		G1/8	M16x1.5	0920 00 10	19	22	9	14	4	16.5	0.029
		G1/4	M20x1.5	0920 00 13	24	27	15	21	4	20.5	0.056
		G3/8	M26x1.5	0920 00 17	30	32	14	21	5	26.5	0.095
		G1/2	M28x1.5	0920 00 21	32	36	20	27	6	28.5	0.115

0900 Equal and Unequal Adaptor, Male BSPT Thread



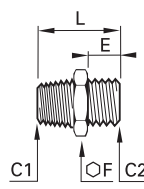
		C1	C2		F	L	kg
		R1/8	R1/8	0900 00 10	12	19.5	0.008
			R1/4	0900 10 13	14	23.5	0.015
			R3/8	0900 10 17	17	24	0.020
		R1/4	R1/4	0900 00 13	14	27	0.017
			R3/8	0900 13 17	17	27.5	0.026
			R1/2	0900 13 21	22	30.5	0.044
		R3/8	R3/8	0900 00 17	17	28	0.026
			R1/2	0900 17 21	22	31	0.046
		R1/2	R1/2	0900 00 21	22	33.5	0.044
			R3/4	0900 21 27	27	37.5	0.084
		R3/4	R3/4	0900 00 27	27	40	0.079
			R1	0900 27 34	34	43	0.144
		R1	R1	0900 00 34	34	45.5	0.153

Nickel-Plated Brass Adaptors



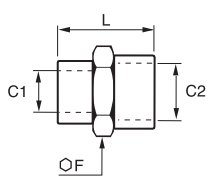
0901 Equal and Unequal Adaptor, Male BSPP and Metric Thread

Nickel-plated brass		C1	C2		E	E1	F	L	kg
		M5x0.8	M5x0.8	0901 00 19	4	4	8	11.5	0.002
			G1/8	0901 19 10	4	6	14	14.5	0.008
		G1/8	G1/8	0901 00 10	6	6	14	16.5	0.009
			G1/4	0901 10 13	6	8	17	19	0.016
		G1/4	G1/4	0901 00 13	8	8	17	21	0.019
			G3/8	0901 13 17	8	9	19	22	0.023
		G3/8	G3/8	0901 00 17	9	9	19	23	0.025
			G1/2	0901 17 21	9	10	24	24.5	0.038
		G1/2	G1/2	0901 00 21	10	10	24	25.5	0.041



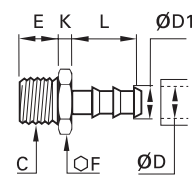
0192 Unequal Straight Adaptor, Male BSPT/BSPP Thread

Nickel-plated brass		C1	C2		E	F	L	kg
		R1/8	G1/4	0192 10 13	9.5	17	23.5	0.019
			G1/4	0192 13 13	9.5	17	27.5	0.024
		R1/4	G1/2	0192 13 21	11	27	31.5	0.068
			G1/4	0192 17 13	9.5	17	28	0.025
		R3/8	G1/2	0192 17 21	11	27	31.5	0.061
			G1/2	0192 21 21	11	27	34	0.061

0902 Equal and Unequal Adaptor, Female BSPP and Metric Thread



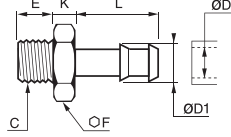
Nickel-plated brass		C1	C2		F	L	kg
		M5x0.8	M5x0.8	0902 00 19	8	11	0.003
			G1/8	0902 19 10	14	13	0.009
		G1/8	G1/8	0902 00 10	14	15	0.010
			G1/4	0902 10 13	17	19.5	0.017
			G3/8	0902 10 17	22	20	0.028
		G1/4	G1/4	0902 00 13	17	22	0.019
			G3/8	0902 13 17	22	23	0.031
			G1/2	0902 13 21	27	27	0.033
		G3/8	G3/8	0902 00 17	22	24	0.034
			G1/2	0902 17 21	27	27.5	0.037
		G1/2	G1/2	0902 00 21	27	30	0.050
			G3/4	0902 21 27	30	30	0.077
		G3/4	G3/4	0902 00 27	30	32	0.080

0191 Tailpiece Adaptor for Rubber Hose, Male BSPP Thread

Nickel-plated brass		ØD	ØD1	C		E	F	K	L	kg
		4	6	G1/4	0191 04 13	9.5	17	5	22.5	0.019
		7	9	G1/4	0191 07 13	9.5	17	5	22.5	0.022
	9		G1/2	0191 07 21	11	27	7	29.5	0.065	
		10	12.2	G1/4	0191 10 13	9.5	17	5	22.5	0.020
12.2			G1/2	0191 10 21	11	27	7	29.5	0.061	
		13	15.2	G1/4	0191 13 13	9.5	17	5	22.5	0.022
			15.2	G1/2	0191 13 21	11	27	7	29.5	0.058
		16	18.5	G1/2	0191 16 21	11	27	7	36.5	0.067


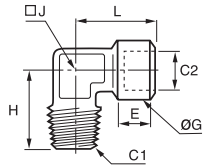

Nickel-Plated Brass Adaptors

0931 Tailpiece Adaptor for Rubber Hose, Male BSPP Thread


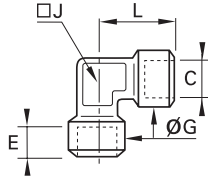

ØD	ØD1	C		E	F	K	L	kg	Nickel-plated brass	
										
6	7	G1/8	0931 06 10	6	12	4	20	0.009		
	7	G1/4	0931 06 13	8	14	5	20	0.013		
7	8	G1/8	0931 07 10	6	12	4	20	0.009		
	8	G1/4	0931 07 13	8	14	5	20	0.013		
8	8	G3/8	0931 07 17	9	19	5	20	0.022		
	9	G1/8	0931 08 10	6	12	4	20	0.009		
9	9	G1/4	0931 08 13	8	14	5	20	0.014		
	9	G3/8	0931 08 17	9	19	5	20	0.022		
10	12	G1/4	0931 10 13	8	14	5	20	0.016		
	12	G3/8	0931 10 17	9	19	5	20	0.024		
15	12	G1/2	0931 10 21	10	22	6	22	0.031		
	17	G3/8	0931 15 17	9	19	6	24	0.030		
18	17	G1/2	0931 15 21	10	22	6	24	0.037		
	20	G1/2	0931 18 21	10	22	6	24	0.039		

Stainless Steel Adaptors


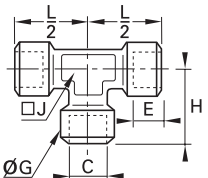

1844 Equal Stud Elbow, Male BSPT/Female BSPP Thread

	Stainless steel 316L 	C1	C2		E	G	H	J	L	kg
		R1/8	G1/8	1844 10 10	7.5	15	20.5	10	22.5	0.022
		R1/4	G1/4	1844 13 13	12	18.5	27.5	12	26.5	0.044
		R3/8	G3/8	1844 17 17	12	23.5	28	14	30	0.067
		R1/2	G1/2	1844 21 21	15	28	38	18	38	0.114
		R3/4	G3/4	1844 27 27	16.5	33	41	22	44.5	0.154
		R1	G1	1844 34 34	19	40	48	32	50	0.312


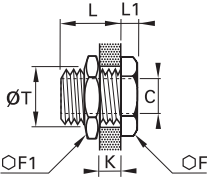

1843 Equal Elbow, Female BSPP Thread

	Stainless steel 316L 	C		E	G	J	L	kg
		G1/8	1843 10 10	7.5	17.5	12	22.5	0.041
		G1/4	1843 13 13	11	18.5	15	26.5	0.055
		G3/8	1843 17 17	11.5	23.5	18	29	0.076
		G1/2	1843 21 21	15	28	23	38	0.159
		G3/4	1843 27 27	16.5	33	22	43.5	0.232
		G1	1843 34 34	19	40	32	52	0.444


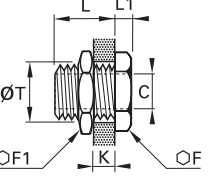

1845 Equal Tee, Female BSPP Thread

	Stainless steel 316L 	C		E	G	H	J	L/2	kg
		G1/8	1845 10 10	7.5	17.5	22.5	12	22.5	0.060
		G1/4	1845 13 13	11	18.5	26.5	15	26.5	0.078
		G3/8	1845 17 17	11.5	23.5	29	18	29	0.100
		G1/2	1845 21 21	15	28	38	23	38	0.221
		G3/4	1845 27 27	16.5	33	43.5	22	43.5	0.301
		G1	1845 34 34	19	40	50	32	50	0.457

1817 Equal Bulkhead Adaptor, Female BSPP Thread

	Stainless steel 316L 	C		F	F1	K_{max}	L	L1	ØT_{min}	kg
		G1/8	1817 00 10	19	22	9	14	4	16.5	0.030
		G1/4	1817 00 13	24	27	15	21	4	20.5	0.053
		G3/8	1817 00 17	30	32	14	21	5	26.5	0.091
		G1/2	1817 00 21	32	36	20	27	6	28.5	0.109
		G3/4	1817 00 27	41	41	22.5	30	6	34.5	0.152
		G1	1817 00 34	46	50	24.5	34	8	42.5	0.252

1871 Equal Bulkhead Adaptor, Female NPT Thread

	Stainless steel 316L 	C		F	F1	K_{max}	L	L1	ØT_{min}	kg
		NPT1/8	1871 00 11	19	22	9	14	5	16.5	0.032
		NPT1/4	1871 00 14	24	22	9	14	5	16.5	0.060
		NPT3/8	1871 00 18	30	32	18	23	5	26.5	0.096
		NPT1/2	1871 00 22	32	36	22	29	6	28.5	0.120

Stainless Steel Adaptors

1855 Equal Connector, Female BSPP Thread

	Stainless steel 316L 	C		F	L	kg
		G1/8	1855 10 10	14	17	0.013
		G1/4	1855 13 13	17	24	0.024
		G3/8	1855 17 17	22	25	0.042
		G1/2	1855 21 21	27	32	0.078
		G3/4	1855 27 27	14	35	0.102
		G1	1855 34 34	41	40	0.202

1870 Equal Connector, Female NPT Thread

	Stainless steel 316L 	C		F	L	kg
		NPT1/8	1870 11 11	14	19	0.015
		NPT1/4	1870 14 14	17	28	0.029
		NPT3/8	1870 18 18	22	28	0.050
		NPT1/2	1870 22 22	27	35	0.093

1862 Reducer Connector, Female BSPP Thread

	Stainless steel 316L 	C1	C2		F	L	kg
		G1/4	G1/8	1862 13 10	17	20.5	0.024
		G3/8	G1/8	1862 17 10	22	21	0.043
			G1/4	1862 17 13	22	24.5	0.049
		G1/2	G1/4	1862 21 13	27	28.5	0.086
			G3/8	1862 21 17	27	29	0.080
		G3/4	G1/2	1862 27 21	32	39.5	0.144
		G1	G3/4	1862 34 27	41	45	0.280

1864 Adaptor, Male NPT/Female BSPP Thread

	Stainless steel 316L 	C1	C2		E	F	L	kg
		NPT1/8	G1/8	1864 11 10	7.5	14	21.5	0.015
		NPT1/4	G1/4	1864 14 13	11	17	30	0.028
		NPT3/8	G3/8	1864 18 17	11.5	22	31	0.043
		NPT1/2	G1/2	1864 22 21	15	27	39.5	0.080

1867 Adaptor, Male BSPT/Female NPT Thread

	Stainless steel 316L 	C1	C2		E	F	L	kg
		R1/8	NPT1/8	1867 10 11	8	14	21	0.015
		R1/4	NPT1/4	1867 13 14	11.5	17	28.5	0.028
		R3/8	NPT3/8	1867 17 18	12	22	29.5	0.044
		R1/2	NPT1/2	1867 21 22	15.5	27	37.5	0.083

Stainless Steel Adaptors

1863 Reducer, Male BSPT/Female BSPP Thread

	Stainless steel 316L 	C1	C2		F	L	kg
		R1/4	G1/8	1863 13 10	14	16	0.008
		R3/8	G1/8	1863 17 10	17	16.5	0.019
			G1/4	1863 17 13	17	16.5	0.011
		R1/2	G1/4	1863 21 13	22	21	0.036
			G3/8	1863 21 17	22	21	0.023
		R3/4	G1/2	1863 27 21	27	25.5	0.045
		R1	G3/4	1863 34 27	36	28.5	0.083

1872 Reducer, Male/Female NPT Thread

	Stainless steel 316L 	C1	C2		F	L	kg
		NPT1/4	NPT1/8	1872 14 11	14	16	0.010
		NPT3/8	NPT1/8	1872 18 11	19	16.5	0.023
			NPT1/4	1872 18 14	19	16.5	0.016
		NPT1/2	NPT1/4	1872 22 14	22	21	0.039
			NPT3/8	1872 22 18	22	21	0.028

1861 Increaser, Male BSPT/Female BSPP Thread

	Stainless steel 316L 	C1	C2		E	F	L	kg
		R1/8	G1/4	1861 10 13	11	17	24	0.022
			G3/8	1861 10 17	11.5	22	25	0.038
		R1/4	G3/8	1861 13 17	11.5	22	28.5	0.042
			G1/2	1861 13 21	15	27	32.5	0.068
		R3/8	G1/2	1861 17 21	15	27	33	0.070
		R1/2	G3/4	1861 21 27	16.5	32	38	0.093
		R3/4	G1	1861 27 34	19	41	43.5	0.182

1873 Increaser, Male/Female NPT Thread


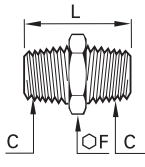

	Stainless steel 316L 	C1	C2		E	F	L	kg
		NPT1/8	NPT1/4	1873 11 14	14	17	25	0.024
			NPT3/8	1873 11 18	14	22	25	0.039
		NPT1/4	NPT3/8	1873 14 18	14	22	28.5	0.042
			NPT1/2	1873 14 22	17.5	27	31	0.065
		NPT3/8	NPT1/2	1873 18 22	17.5	27	31.5	0.066

1821 Equal and Unequal Adaptor, Male BSPT Thread


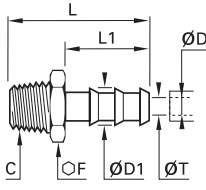

	Stainless steel 316L 	C1	C2		F	L	kg
		R1/8	R1/8	1821 10 10	12	19	0.009
		R1/4	R1/8	1821 13 10	14	23.5	0.016
			R1/4	1821 13 13	14	27	0.019
		R3/8	R1/4	1821 17 13	17	27.5	0.024
			R3/8	1821 17 17	17	28	0.024
		R1/2	R3/8	1821 21 17	22	32.5	0.042
			R1/2	1821 21 21	22	36	0.048
		R3/4	R1/2	1821 27 21	27	41	0.079
			R3/4	1821 27 27	27	42	0.088
		R1	R3/4	1821 34 27	36	46	0.141
			R1	1821 34 34	36	48	0.146

Stainless Steel Adaptors


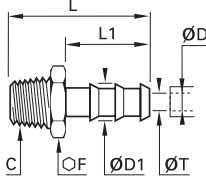

1821 Equal Adaptor, Male NPT Thread

	Stainless steel 316L 	C		F	L	kg
		NPT1/8	1821 11 11	12	23	0.011
NPT1/4	1821 14 14	14	32	0.023		
NPT3/8	1821 18 18	19	33	0.031		
NPT1/2	1821 22 22	22	42	0.057		
NPT3/4	1821 28 28	27	40	0.082		
NPT1	1821 35 35	36	46	0.138		

1823 Tailpipe Adaptor for Rubber Hose, Male BSPT Thread

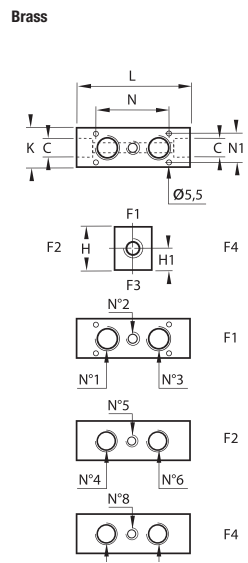
	Stainless steel 316L 	ØD	ØD1	C		F	L	L1	ØT	kg
		7	9	R1/8	1823 07 10	10	34	22.5	5	0.009
		9	R1/4	1823 07 13	14	38.5	22.5	6	0.016	
		10	12.2	R1/4	1823 10 13	14	38.5	22.5	7	0.018
			12.2	R3/8	1823 10 17	17	39	22.5	9.5	0.021
		13	15	R3/8	1823 13 17	17	46	29.5	11	0.025
		16	18.5	R1/2	1823 16 21	22	59	38	14	0.050

1823 Tailpipe Adaptor for Rubber Hose, Male NPT Thread

	Stainless steel 316L 	ØD	ØD1	C		F	L	L1	ØT	kg
		1/4	8.3	NPT1/8	1823 56 11	12	34	22.5	5.3	0.010
	8.3	NPT1/4	1823 56 14	14	38.5	22.5	5.3	0.016		
	11.7	NPT1/4	1823 60 14	14	38.5	22.5	8.5	0.018		
	11.7	NPT3/8	1823 60 18	19	39	22.5	8.5	0.026		

Brass Manifolds

0135 Manifold Block, Female BSPP Thread



	C	H	H1	K	L	N	N1	kg
G1/4	0135 06 13	30	13	25	70	37	17	0.329
	0135 09 13	30	13	25	87	54	17	0.409
G1/2	0135 06 21	40	16	35	86	45	27	0.714
	0135 09 21	40	16	35	109	68	27	0.899
G3/4	0135 10 27	45	21	40	122	78	32	1.232


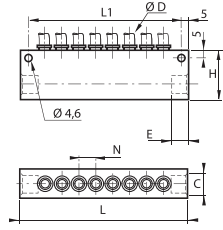
This product is designed to distribute in several directions.
The number of ports can be increased by using tee pieces, cross pieces or double banjo couplings.

Installation Options


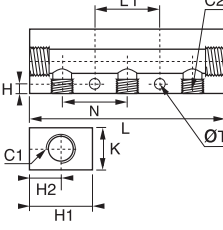
	F1			F2				F4				
	Number of Outlets	N°1	N°2	N°3	Number of Outlets	N°4	N°5	N°6	Number of Outlets	N°7	N°8	N°9
0135 06 13	1		G1/4		2	G1/8		G1/8	2	G1/8		G1/8
0135 09 13	2	G1/4		G1/4	3	G1/8	G1/8	G1/8	3	G1/8	G1/8	G1/8
0135 06 21	1		G1/2		2	G1/4		G1/4	2	G1/8		G1/8
0135 09 21	2	G1/2		G1/2	3	G1/4	G1/4	G1/4	3	G1/8	G1/8	G1/8
0135 10 27	3	G1/2	G1/8	G1/2	3	G1/8	G1/8	G1/8	3	G1/4	G1/8	G1/4

Anodised Aluminium Manifolds


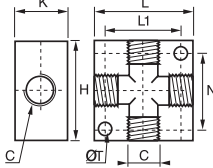
3310 In-Line Manifold

	Treated aluminium, NBR			ØD	C		Number of Outlets	E	H	L	L1	N	kg
	4	G1/4		3310 04 13	8	10	33	114	104	11.5	0.175		
	6	G1/4		3310 06 13	8	10	33	114	104	12.5	0.169		
	8	G3/8		3310 08 17	6	12	33	114	104	15	0.156		
	10	G1/2		3310 10 21	6	14	48	130	119.5	17	0.348		
	12	G1/2		3310 12 21	6	14	45	117	107	20.5	0.370		


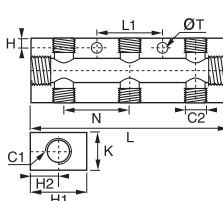
3311 Manifold, Female BSPP and Metric Thread

	Treated aluminium			C1	C2		Number of Outlets	H	H1	H2	K	L	L1	N	ØT	kg
	G1/8	M5x0.8		3311 19 10 07	7	3.5	20	8.5	15	95	80	11	4.4	0.067		
	G1/8	3311 10 13 02		2	4.5	30	15	20	61	50	30	5	0.079			
	G1/8	3311 10 13 03		3	4.5	30	15	20	91	30	30	5	0.121			
	G1/4	G1/8		3311 10 13 04	4	4.5	30	15	20	121	60	30	5	0.165		
	G1/8	3311 10 13 05		5	4.5	30	15	20	151	90	30	5	0.209			
	G1/8	3311 10 13 06		6	4.5	30	15	20	181	120	30	5	0.244			
	G1/4	3311 13 17 02		2	5.5	30	11	20	74	61	36	6.5	0.076			
	G1/4	3311 13 17 03		3	6	30	11	20	110	36	36	6.5	0.121			
	G3/8	G1/4		3311 13 17 04	4	6	30	11	20	146	72	36	6.5	0.144		
	G1/4	3311 13 17 05		5	6	30	11	20	182	108	36	6.5	0.212			
	G1/4	3311 13 17 06		6	6	30	11	20	218	144	36	6.5	0.265			

3312 Cross Manifold, Female BSPP and Metric Thread


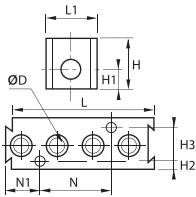

	Treated aluminium			C		H	K	L	L1	N	ØT	kg
	M5x0.8	3312 00 19		20	10	20	12	12	4.5	0.010		
	G1/8	3312 00 10		30	16	30	23	22	4.5	0.029		
	G1/4	3312 00 13		40	20	40	30	27	5.5	0.066		
	G3/8	3312 00 17		50	25	50	38	39	6.5	0.126		
	G1/2	3312 00 21		50	25	50	38	39	6.5	0.101		

3313 Double Manifold, Female BSPP Thread

	Treated aluminium			C1	C2		Number of Outlets	H	H1	H2	K	L	L1	N	ØT	kg
	G1/8	3313 10 13 02		2x2	4.5	30	15	20	61	50	30	5	0.075			
	G1/8	3313 10 13 03		2x3	4.5	30	15	20	91	30	30	5	0.115			
	G1/8	3313 10 13 04		2x4	4.5	30	15	20	121	60	30	5	0.151			
	G1/8	3313 10 13 05		2x5	4.5	30	15	20	151	90	30	5	0.194			
	G1/4	3313 13 17 02		2x2	6	40	20	20	74	61	36	6.5	0.109			
	G1/4	3313 13 17 03		2x3	6	40	20	20	110	36	36	6.5	0.179			
	G1/4	3313 13 17 04		2x4	6	40	20	20	146	72	36	6.5	0.238			
	G1/4	3313 13 17 05		2x5	6	40	20	20	182	108	36	6.5	0.286			
	G1/4	3313 13 21 03		2x3	6	40	20	28	116	36	36	6.5	0.222			
	G1/2	G1/4		3313 13 21 04	2x4	6	40	20	28	152	72	36	6.5	0.295		
	G1/2	G1/4		3313 13 21 05	2x5	6	40	20	28	188	108	36	6.5	0.369		


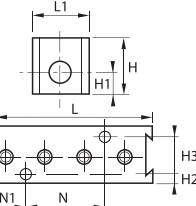

Anodised Aluminium Manifolds

3301 Modular Manifold

	Treated aluminium, NBR 	$\varnothing D$ 	Number of Outlets	H	H1	H2	H3	L	L1	N	N1	kg	
		4	3301 04 00	8	25	10	4.5	16	73.5	25	35	17	0.105
		6	3301 06 00	4	25	10	4.5	16	73.5	25	35	17	0.108


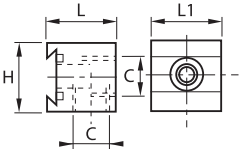

Fixing with screw M3x20

3301 Manifold, Female BSPP Thread

	Treated aluminium, NBR 	C 	Number of Outlets	H	H1	H2	H3	L	L1	N	N1	kg	
		G1/8	3301 07 10	4	25	10	4.5	16	73.5	25	35	17	0.097


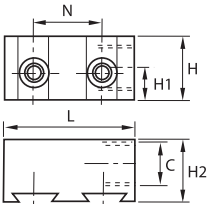

Fixing with screw M3x20
NPT available on request

3302 Single Manifold, Female BSPP Thread

	Treated aluminium, NBR 	C 	H	L	L1	kg	
		G1/4	3302 01 13	25	24.5	25	0.030
			3302 01 13 01	25	24.5	25	0.031


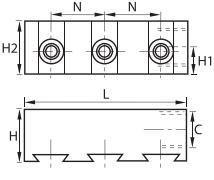

3302 01 13: side entry thread
3302 01 13 01: rear entry thread
NPT available on request

3302 Double Manifold, Female BSPP Thread

	Treated aluminium, NBR 	C 	H	H1	H2	L	N	kg	
		G3/8	3302 02 17	25	12.5	24.5	51	26	0.061

Side entry thread
NPT available on request


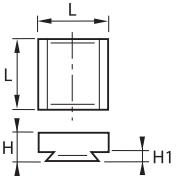

3302 Triple Manifold, Female BSPP Thread

	Treated aluminium, NBR 	C 	H	H1	H2	L	N	kg	
		G3/8	3302 03 17	25	12.5	25	77	26	0.087


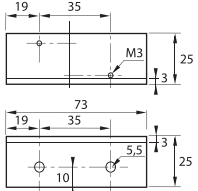

Side entry thread
NPT available on request

Anodised Aluminium Manifolds

3303 End Plate for Manifold

	Treated aluminium 		H	H1	L	kg
			3303 00 01	9.5	3.5	25

3303 Angled Fixing Plate

	Treated aluminium 		kg
			3303 00 02

Brass Plugs

0205 Internal Hexagon Head Plug, Male BSPT Thread

	Brass		C		E1	E2 min	E2 max	F	G	H	kg
			R1/8	0205 10 00	6	3.1	4.9	5	9.7	8	0.003
			R1/4	0205 13 00	8	4.7	7.3	6	13.2	10	0.007
			R3/8	0205 17 00	8	5.1	7.7	8	16.7	11	0.013
			R1/2	0205 21 00	8	6.4	10	10	21	13	0.026
			R3/4	0205 27 00	11	7.7	11.3	14	26.4	17	0.054
			R1	0205 34 00	13	8.1	12.7	17	33.2	19	0.094
			R1¼	0205 42 00	14	10.4	15	22	41.9	22	0.176
			R1½	0205 49 00	14	10.4	15	24	47.8	22	0.246
			R2	0205 48 00	16	13.6	18.2	30	59.6	25	0.431
			For BSPT plug from 1/2" - 1½" inclusive: Conforms to DIN 906 Thread: EN 10226-1								

0205 Internal Hexagon Head Plug, Male NPT Thread

	Brass		C		E1	E2 min	E2 max	F	G	H	kg
			NPT1/8	0205 11 00	6	3.2	5	5	10.2	8	0.003
			NPT1/4	0205 14 00	8	4.4	7.2	6	13.6	10	0.008
			NPT3/8	0205 18 00	8	4.7	7.5	8	17	11	0.014
			NPT1/2	0205 22 00	8	6.3	9.9	10	21.2	13	0.026
			NPT3/4	0205 28 00	11	6.8	10.4	14	26.6	17	0.052
			NPT1	0205 35 00	13	8	12.4	17	33.2	19	0.091

0209 Square Head Plug, Male BSPT Thread

	Brass		C		E1	E2 min	E2 max	G	H	J	kg
			R1/8	0209 10 00	6	3.1	4.9	9.7	16	6	0.007
			R1/4	0209 13 00	8	4.7	7.3	13.2	18	8	0.014
			R3/8	0209 17 00	10	5.1	7.7	16.7	20	10	0.025
			R1/2	0209 21 00	11	6.4	10	21	22	13	0.047
			R3/4	0209 27 00	15	7.7	11.3	26.4	28	17	0.097
			R1	0209 34 00	18	8.1	12.7	33.2	32	19	0.170
			Conforms to DIN 906 Thread: EN 10226-1								

0220 Hex Head Plug, Male BSPP and Metric Thread


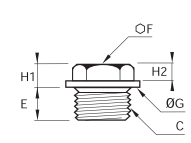

	Brass, technical polymer		C		F	G	H1	kg
			M5x0.8	0220 19 00	8	8	5	0.002
			G1/8	0220 10 00	14	14	7.5	0.011
			G1/4	0220 13 00	17	17	7.5	0.019
			G3/8	0220 17 00	17	22	8.5	0.024
			G1/2	0220 21 00	22	27	10	0.040
			Pre-assembled polyamide washer M5: with screwdriver slot for tightening Maximum allowable working pressure = 20 bar Part number with suffix 99, maximum allowable working pressure = 250 bar, example: 0220 19 00 99 Conforms to BNA 229 (with the exception of M5 model), BSPP thread, ISO ISO 228-1, Parallel, metric thread, ISO NFE 03-054					

0200 Hex Head Plug, Male BSPP and Metric Thread


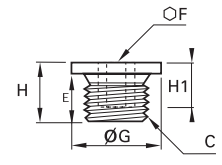

	Brass		C		E	F	G	H1	H2	kg
			M6x1	0200 52 00	6	10	10	4	3.5	0.004
			M8x1.25	0200 57 00	7	13	13	4	3.5	0.007
			M10x1	0200 60 00	8	14	14	5	4.5	0.011
			M12x1	0200 65 00	9	17	17	5	4.5	0.018
			M12x1.25	0200 66 00	9	17	17	5	4.5	0.017
			G1/8	0200 10 00	7	14	13.7	5.5	4	0.011
			G1/4	0200 13 00	8.5	17	16.7	5.5	4	0.019

Brass Plugs

0201 Hex Head Plug with Collar, Male BSPP and Metric Thread

	Brass		C		E	F	G	H1	H2	kg
			M16x1.5	0201 75 00	10	17	22	6.5	5	0.025
			M18x1.5	0201 78 00	10	17	24	7	5	0.026
			M20x1.5	0201 80 00	10	17	26	7.5	5	0.031
			M22x1.5	0201 82 00	10	22	30	7.5	5	0.044
			M24x1.5	0201 83 00	10	22	32	7.5	5	0.046
			M24x2	0201 92 00	10	22	32	7.5	5	0.046
			M30x2	0201 88 00	11	27	38	8.5	6	0.075
			G3/8	0201 17 00	10	17	21.7	6.5	4.5	0.024
			G1/2	0201 21 00	10	22	26.7	7.5	5	0.041
			G3/4	0201 27 00	11	22	31.7	8.5	6	0.057
			G1	0201 34 00	11	27	39.7	8.5	6	0.087
			G1¼	0201 42 00	12	30	49.7	10	7	0.142



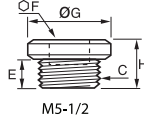
0202 Internal Hexagon Head Plug with Collar, Male Metric Thread

	Brass		C		E	F	G	H	H1	kg
			M12x1	0202 65 00	9	6	17	11	8	0.009
			M12x1.25	0202 66 00	9	6	17	11	8	0.009
			M14x1.5	0202 71 00	10	6	19	13	10	0.015
			M16x1.5	0202 75 00	10	8	22	13	10	0.020
			M18x1.5	0202 78 00	10	10	24	13	10	0.022
			M20x1.5	0202 80 00	10	12	26	13	10	0.025
			M22x1.5	0202 82 00	10	12	30	13	10	0.034
			M27x2	0202 86 00	11	17	35	15	11	0.053
			M30x2	0202 88 00	11	19	38	15	11	0.062

Parallel metric threads, ISO standard NFE 03-054

Nickel-Plated Brass Plugs

0919 Internal Hexagon Head Plug, Male BSPP and Metric Thread

	Nickel-plated brass	C		E	F	G	H	kg
	 M5-1/2	M5x0.8	0919 00 19	4	2.5	8	7.5	0.001
		G1/8	0919 00 10	6	3	15	10	0.007
		G1/4	0919 00 13	8	6	18	12	0.013
		G3/8	0919 00 17	9	8	21	13	0.021
		G1/2	0919 00 21	10	10	25	14.5	0.036
		G3/4	0919 00 27	11	30	-	17	0.050
		G1	0919 00 34	13	38	-	19	0.076

Steel Plugs

0206 Internal Hexagon Head Plug, Male BSPT Thread

	Steel		C		E1	E2 min	E2 max	F	G	H	kg
			R1/8	0206 10 00	6	3.1	4.9	5	9.7	8	0.003
			R1/4	0206 13 00	8	4.7	7.3	6	13.2	10	0.007
			R3/8	0206 17 00	8	5.1	7.7	8	16.7	11	0.012
			R1/2	0206 21 00	8	6.4	10	10	21	13	0.023
			R3/4	0206 27 00	11	7.7	11.3	14	26.4	17	0.048
			R1	0206 34 00	13	8.1	12.7	17	33.2	19	0.086
			R1¼	0206 42 00	14	10.4	15	22	41.9	22	0.166
			R1½	0206 49 00	14	10.4	15	24	47.8	22	0.222

For BSPT plugs, from 1/2" - 1½" inclusive
Conforms to DIN 906
Thread, conforms to EN 10226-1

0206 Internal Hexagon Head Plug, Male NPT Thread

	Steel		C		E1	E2 min	E2 max	F	G	H	kg
			NPT1/16	0206 08 00	6	3.8	6.4	4	7.8	7	0.002
			NPT1/8	0206 11 00	6	3.2	5	5	10.2	8	0.003
			NPT1/4	0206 14 00	8	4.4	7.2	6	13.6	10	0.007
			NPT3/8	0206 18 00	8	4.7	7.5	8	17	11	0.012
			NPT1/2	0206 22 00	8	6.3	9.9	10	21.2	13	0.024
			NPT3/4	0206 28 00	11	6.8	10.4	14	26.6	17	0.047
			NPT1	0206 35 00	13	8	12.4	17	33.2	19	0.083

0210 Hex Head Plug, Male BSPP and Metric Thread

	Steel		C		E	F	G	H	kg
			M8x1.25	0210 57 00	8	14	12	15	0.010
			M10x1	0210 60 00	8	14	14	15	0.013
			M12x1.25	0210 66 00	11	17	17	18	0.021
			G1/8	0210 10 00	8	14	14	15	0.012
			M14x1.25	0210 70 00	11	19	19	20	0.032
			G1/4	0210 13 00	12	19	18	21	0.031
			G3/8	0210 17 00	12	22	22	21	0.046
			G1/2	0210 21 00	14	27	26	24	0.078
			G3/4	0210 27 00	16	32	32	27	0.134
			G1	0210 34 00	18	41	39	33	0.269
			G1¼	0210 42 00	20	50	49	35	0.441

Profile of head undercut conforms to DIN 3852-1; form D/E
BSPP threads, ISO 228-1
Parallel metric threads, NFE 03-054

0216 Hex Head Plug, Male BSPT Thread

	Steel		C		F	H	kg
			R1/8	0216 10 00	13	16	0.012
			R1/4	0216 13 00	17	19	0.023
			R3/8	0216 17 00	19	21	0.038
			R1/2	0216 21 00	22	23	0.060


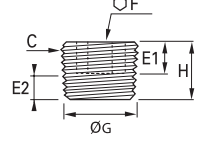

BSPT thread conforms to EN 10226-1

0216 Hex Head Plug, Male NPT Thread


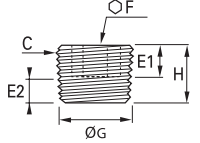

	Steel		C		F	H	kg
			NPT1/8	0216 11 00	13	16	0.012
			NPT1/4	0216 14 00	17	19	0.024
			NPT3/8	0216 18 00	19	21	0.038
			NPT1/2	0216 22 00	22	23	0.060

Stainless Steel Plugs

0285 Internal Hexagon Head Plug, Male BSPT Thread



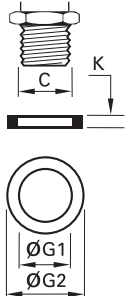
	Stainless steel 316L 	C		E1	E2 min	E2 max	F	G	H	kg
		R1/8	0285 10 00	6	3.1	4.9	5	9.7	8	0.003
		R1/4	0285 13 00	8	4.7	7.3	6	13.2	10	0.007
		R3/8	0285 17 00	8	5.1	7.7	8	16.7	11	0.013
		R1/2	0285 21 00	8	6.4	10	10	21	13	0.024
		R3/4	0285 27 00	11	7.7	11.3	14	26.4	17	0.051
		R1	0285 34 00	13	8.1	12.7	17	33.2	19	0.089

0285 Internal Hexagon Head Plug, Male NPT Thread



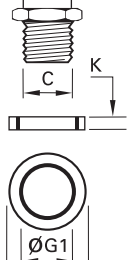
	Stainless steel 316L 	C		E1	E2 min	E2 max	F	G	H	kg
		NPT1/8	0285 11 00	6	3.2	5	5	10.2	8	0.003
		NPT1/4	0285 14 00	8	4.4	7.2	6	13.6	10	0.007
		NPT3/8	0285 18 00	8	4.7	7.5	8	17	11	0.013
		NPT1/2	0285 22 00	8	6.3	9.9	10	21.2	13	0.025

Sealing Accessories

0138 Copper Washer



Copper		C		G1	G2	K	kg	
		M6	0138 06 00	6.3	9	1	0.033	
		M8	0138 08 00	8.3	11	1	0.001	
		M12	0138 12 00	12.3	15.5	1.3	0.072	
		M14	0138 14 00	14.3	18	1.5	0.001	
		M16	0138 16 00	16.3	20	1.5	0.001	
		M18	0138 18 00	18.3	22	1.5	0.001	
		M20	0138 20 00	20.3	24	1.5	0.001	
		M22	0138 22 00	22.3	27	1.5	0.002	
		M24	0138 24 00	24.3	29	2	0.003	
		M26	0138 26 00	26.3	31	2	0.003	
		M30	0138 30 00	30.3	36	2	0.004	
		M36	0138 36 00	36.3	42	2	0.005	
		M39	0138 39 00	39.3	44	2	0.007	
		M45	0138 45 00	45.3	52	2	0.007	
		M52	0138 52 00	52.3	60	2	0.009	
		G1/8	0138 10 00	10.3	13.5	1	0.001	
		G1/4	0138 13 00	13.5	18	1.3	0.001	
		G3/8	0138 17 00	17.3	21	1.5	0.001	
		G1/2	0138 21 00	21.3	26	1.5	0.002	
		G3/4	0138 27 00	27.3	32	2	0.003	
		G1	0138 33 00	33.5	39	2	0.005	
		G1 1/4	0138 42 00	42.5	49	2	0.007	
		G1 1/2	0138 48 00	48.3	55	2	0.008	
		G2	0138 60 00	60	68	2.5	0.014	
			DIN 7603 ISO 65061					

0137 Bonded Seal



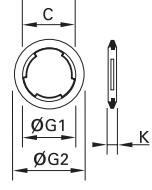
Zinc-plated steel with NBR seal		C		G1	G2	K	kg	
		M12	0137 12 00	12.7	19	1.5	0.001	
		M14	0137 14 00	14.7	21	1.5	0.001	
		M16	0137 16 00	16.7	23	1.5	0.002	
		M18	0137 18 00	18.7	27	2	0.004	
		M20	0137 20 00	20.7	29	2	0.004	
		M22	0137 22 00	22.7	31	2	0.005	
		M24	0137 24 00	24.7	33	2	0.005	
		M30	0137 30 00	30.7	39	2	0.071	
		M39	0137 39 00	40	51	2.5	0.012	
		M45	0137 45 00	46	57	2.5	0.014	
		G1/8	0137 10 00	10.7	17	1.5	0.001	
		G1/4	0137 13 00	13.7	20.6	2.1	0.002	
		G3/8	0137 17 00	17.4	23.7	1.5	0.002	
		G1/2	0137 21 00	21.5	28.6	2.5	0.004	
		G3/4	0137 27 00	27	35.3	2	0.007	
		G1	0137 33 00	33.7	42	2	0.007	
		G1 1/4	0137 42 00	43	54	2.5	0.013	
		G1 1/2	0137 48 00	49	60	2.5	0.015	
		G2	0137 60 00	60.7	73	3	0.027	
			Note: to use these bonded seals successfully it is necessary to spot face around the female thread to provide a sealing face. The diameter should be 0.3 mm to 0.5 mm greater than the external diameter of the seal. The surface finish of the spot face should not exceed 12 µ.					

Sealing Accessories



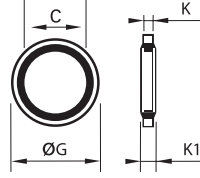
0605 Fluoropolymer Tape

	FKM		kg
		0605 12 12	0.012
<p>Can be used for temperatures from - 250°C to +260°C. Chemically inert and resistant to gases, acids, solvents, hydrocarbons, oils, alkalines, steam etc. Non-toxic, waterproof, self-lubricating. In accordance with CFR21. Can be used on all materials. Used to facilitate the preparation of leak-free threaded joints. Supplied on a reel, length = 12 m; width = 12.7 mm; thickness 0.08 mm.</p>			

0602 Captive Sealing Washer

	Technical polymer	C		G1	G2	K	kg
			M5x0.8	0602 29 93 15	5.2	7.8	1.5
		G1/8	0602 23 10 20	10.3	14	2	0.001
		G1/4	0602 23 11 20	13.7	17.5	2	0.001
		G3/8	0602 23 12 20	17.2	21	2	0.001
		G1/2	0602 23 13 20	21.5	25.5	2.5	0.002
		G3/4	0602 27 32 20	27	32	2.5	0.001
		G1	0602 30 60 20	33.8	39	3	0.001
Maximum allowable working pressure: 20 bar							

0139 Bi-Material Captive Sealing Washer

	Zinc-plated steel with NBR seal	C		G	K	K1	kg
			G1/8	0139 10 00	14	1	1.7
		G1/4	0139 13 00	17	1	1.7	0.001
		G3/8	0139 17 00	22	1.2	2.1	0.001
		G1/2	0139 21 00	26	1.6	2.5	0.002
		G3/4	0139 27 00	32	1.5	2.5	0.003
		G1	0139 34 00	39.6	1.7	2.6	0.003
Maximum allowable working pressure: 250 bar							

Technical characteristics of captive seals **0602**


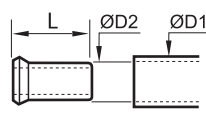

Tightening torque



	M5x0.8	G1/8	G1/4	G3/8	G1/2	G3/4	G1
Min. Torque in daN.m	0.06	0.08	0.3	0.5	1	1.2	1.9
Max. Torque daN.m	0.16	0.8	1.2	3	3.5	6	9


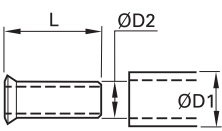

Tube Supports

0127 Brass Tube Support for Polymer Tubing

	Brass 	ØD1	ØD2		L	kg
		4	2	0127 04 00	11	0.001
			2.7	0127 04 27	11	0.001
		5	3	0127 05 03	11	0.001
			3.3	0127 05 00	11.5	0.009
		6	4	0127 06 00	11.5	0.001
		8	5.5	0127 08 55	14	0.001
			6	0127 08 00	14	0.001
			7	0127 10 07	18	0.001
		10	7.5	0127 10 75	18	0.001
			8	0127 10 00	18	0.002
			8	0127 12 08	18	0.002
		12	9	0127 12 09	18	0.002
			10	0127 12 00	18	0.001
			11	0127 14 11	18	0.002
		14	12	0127 14 00	18	0.002
		15	12	0127 15 12	18	0.002
		16	13	0127 16 13	18	0.003
		18	14	0127 18 14	19.5	0.003
20	15	0127 20 15	20.5	0.003		
22	16	0127 22 16	21	0.004		
25	19	0127 25 19	25	0.007		

This tube support guarantees good gripping, at high temperatures and pressures, by preventing collapsing of the tube.

1827 Stainless Steel Tube Support for Fluoropolymer Tubing

	Stainless steel 316L 	ØD1	ØD2		L	kg
		6	4	1827 06 00	11.5	0.001
		8	6	1827 08 00	14	0.001
		10	8	1827 10 00	18	0.001
		12	9	1827 12 09	18	0.001
			10	1827 12 00	18	0.001
16	14	1827 16 00	18	0.002		

This tube support is necessary when using fluoropolymer FEP tubing at all temperatures compatible with the fitting/tubing assembly.